

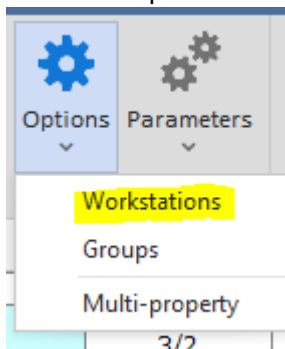
# Ericsoft

[ericsoft\\_xml\\_export](#)

## Instalācija

## Eksports uz XML

- Atveram Options > Workstations



- Ievadam stacijas kodu, aprakstu un veidu:
- Code: EXPORT
- Desc: EXPORT
- Type: Service Server

The screenshot shows a window titled "Workstation" with a table and a form below it. The table has columns "Code" and "Description".

	Code	Description
<b>Normal</b>		
	SERVER	Server
	SHOW	Showroom
	RIN	Rinalds
<b>Terminali web</b>		
	MAID	MAID
<b>Service server</b>		
	SW	Server Web
	CRM	CRM - Email
	EXPORT	EXPORT

Below the table is a form with the following fields:

- Code: EXPORT
- Description: EXPORT
- Workstation type: Service server
- Device name: [empty]
- Department: [empty]
- External Code 1: [empty]
- External Code 2: [empty]
- Disable

Buttons at the bottom: Clone, Parameters, Delete completely, Insert, Close.

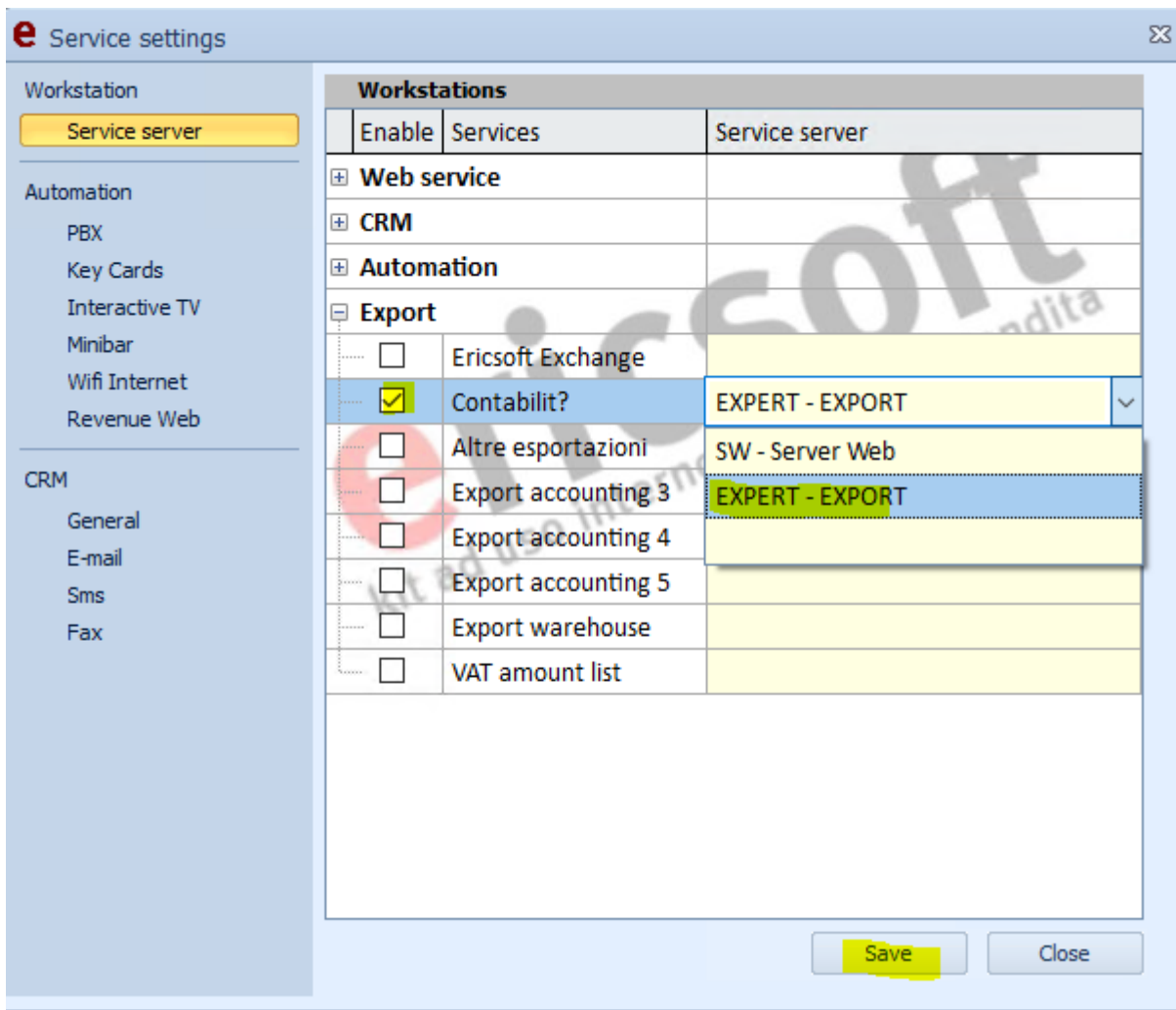
- Nospiežam uuz trīs punktiem blakus Device name, lai parādās datora vārds

The screenshot shows the "Device name" field with a dropdown menu open, displaying "TALAVS-VM".


- Spiežam Insert
- Atveram Parameters > Services

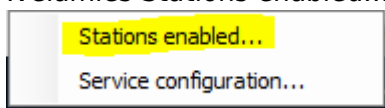
The screenshot shows the "Parameters" menu with "Services" highlighted.

- Sadaļā Export
- Ieliekam ķeksi pie Contabilit? un norādam mūsu izveidoto serveri no saraksta

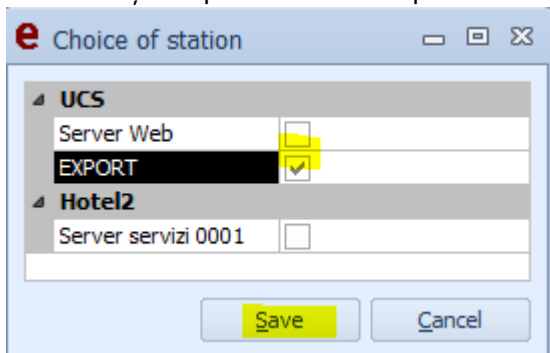


- Spiežam Save
- Palaižam failu server.exe ar parametru /gui
- Fails atrodas %PATHTOFOLDER%\Ericsoft\Programs
- Piem: C:\UCS\Ericsoft\Programs\Server.exe /gui

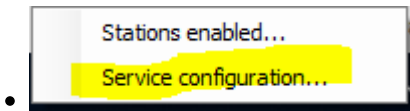
- Paziņojumu joslā pie pulksteņa parādīsies šāda ikona 
- Spiežam uz tās ar peles labo taustiņu
- Ivēlamies Stations enabled...




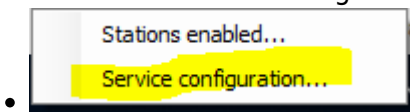
- Ieliekam ķeksi pretīm mūsu export serverim



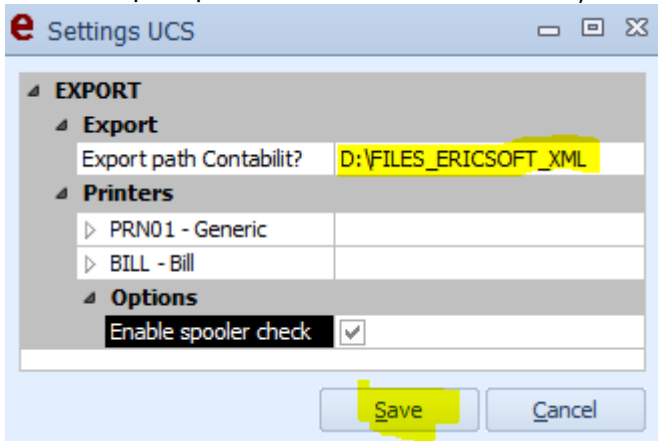
- Spiežam Save
- Ivēlamies Service configuration...



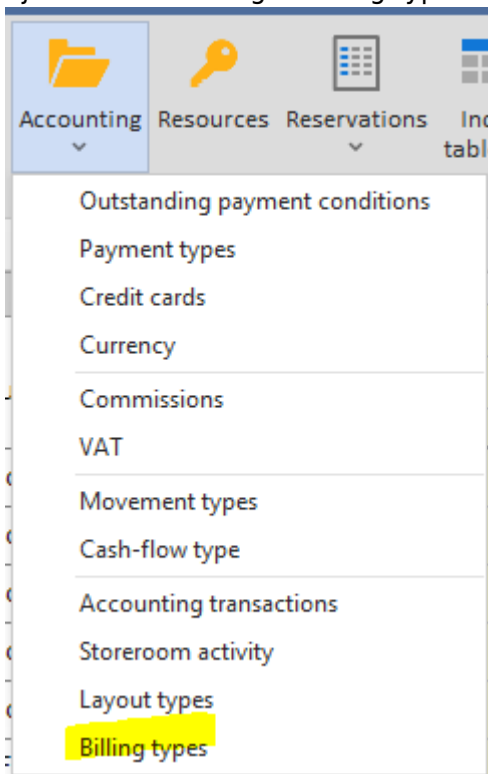
- Atkal spiežam uz ikonas ar labo peles pogu 
- Ivēlamies Service configuration...



- Pretīm Export path Contabilit? norādam ceļu, kur tiks veidoti XML faili



- Spiežam Save
- Ejam uz Accounting > Billing types



- Ivēlamies Rēķina dokumentu
- Atveram cilni Export
- Ieliekam ķeksi pie Contabilit

**e Billing type** ✕

Management Destination Information Mandatory fields **Export**

Contabilit?

Default	Code	Description
<input checked="" type="checkbox"/>	I	Rēķins / VAT Invoice
<input type="checkbox"/>	A	Avansa rēķins / Advanced p
<input type="checkbox"/>	C	Kredītrēķins / Credit Invoice
<input type="checkbox"/>	VATC	Sāskaita faktūra / VAT INVC
<input type="checkbox"/>	VATP	Sāskaita faktūra / VAT INVC
<input type="checkbox"/>	RR	Receipt Restaurant
<input type="checkbox"/>	PH	Proforma Hotel
<input type="checkbox"/>	CRC	Charge to Room Check
<input type="checkbox"/>	CC	Grāžinimas / Credit note

Not in use Delete **Modify** Close

- 
- Spiežam Modify

From:  
<https://help.ucs.lv/> - **UCS wiki**

Permanent link:  
<https://help.ucs.lv/doku.php?id=ericsoft&rev=1655197364>

Last update: **2022/06/14 09:02**

